


College Information Night for Juniors

January 18, 2024



“College”

- * Post secondary Education
- * Any education after high school
- * Many types of “colleges”



Types of Colleges

- * 2-year – like SCF
 - * A.S. degree
 - * A.A. degree 2 + 2 option
- * 4-year – like USF
- * Technical – like MTC

Deciding the type of college that is right for you and your goals is the first step.

Tonight's Agenda

- * Senior Year class selection
- * Testing
- * Researching colleges
- * Overview of the application process/timeline
- * Financial Aid
- * Things you can do now to prepare for next year

Senior Year Schedule

- * Maintain rigor/academics
 - * “Realistic Rigor”
 - * More challenging courses prepare you for college/career and allow you gain a deeper understanding of the subject
- * AP, Dual enrollment, honors, academic electives
- * Balance – don’t overload, but don’t slack off!

Senior Year Course Selection Timeline

- * **Jan. 31st**– PERT test for Dual Enrollment
- * **Feb. 22nd** - Mandatory DE meeting for first time DE students – 6pm – MHS Cafeteria
- * **Week of 2/5** – Registration materials will be distributed through US History classes
 - * One week to turn them in (draft 1)
- * **Week of 3/4** – individual counselor and student meetings to review credits, graduation requirements, course selection and answer questions (draft 2)
- * **Week of 4/29** – print out/adjustments to course requests (final draft)

College Admission Testing

- * **SAT/ACT/CLT** – for 4-year universities/colleges
 - * Dates and registration deadlines in handouts
- * **PERT** – for State College of Florida
- * **Basic Skills Assessment** – for Manatee Technical College

SAT/ACT/CLT

- * Scores are required by many colleges/universities, including the 12 public universities in Florida
- * **SAT** – is now a digital exam, taken on a computer. Registration process is still the same. But prepping is highly recommended to get familiar with the new format
- * **CLT** – now accepted by the public universities in Florida and Bright Futures
 - * Digital exam taken at home
 - * Must have the correct computer technology

Practice!

- * Free online prep
 - * College Board, ACT and CLT websites
- * Familiarize yourself with the test structure, timing and types of questions to expect

PRACTICE! PRACTICE! PRACTICE!

Researching Colleges

- * Decide what is important to you in a college
- * “FIT”
- * Some things to consider:
 - * Academic profile
 - * Size
 - * Location
 - * Available majors
 - * Cost
 - * Extracurricular activities

Admission Requirements/Profile

- * Read admission requirements for each college
- * “Profile”
- * How do you “stack up”?
- * Create a list of colleges
 - * If considering 4-year colleges/universities, plan on applying to 4-6 schools

College Visits



- * **College fairs**

- * NACAC Virtual College Fair February 19th, March 19th and April 23rd

- * **Visit campuses**

- * sign up for an official tour/Open House event

Career Exploration

Xello – a free career exploration platform

- ❖ complete interactive career, personality and learning style assessments
- ❖ can help connect students to relevant career options that lead to the right type of college

MHS Career Fair – February 13th

- ❖ Meet local businesses and learn about job/career opportunities



Be Ready for Senior Year

- * Have a list of colleges/universities that you know you want to apply to
 - * OK to continue to explore options
- * Know application deadlines

General Process/Timeline

- * **WHEN DO I APPLY?**

- * Apply online - **Beginning of senior year**
 - * September-October is ideal, depending on the college deadlines
 - * *November 1st is a key deadline for many colleges*
- * Application, transcripts/self reported grades, SAT/ACT/CLT test scores
- * Essay, resume, letters of recommendation

Application Requirements and Deadlines



Every college has their own application requirements and deadline

- * You must read and understand the process for each school
- * Information and detailed instructions on the college websites

The Common Application

- * Free college application tool used by about 1,000 4-year colleges/universities around the country
- * Use one system to apply to multiple colleges and universities.
- * Two main parts you fill out: a set of common questions and each college's own specific questions.
- * You must read each college's application steps and requirements carefully to ensure you have a complete application

FAQs



COLLEGE PLANNING FAQs CLASS OF 2024

Remember – “College” is any education you get after high school. What type of college is right for you?

WHEN DO I APPLY TO COLLEGE?

Most college applications to 4-year colleges/universities should be completed August-September-October of senior year. Each college has its own deadline, so you need to make sure you read their instructions carefully and understand when you need to have the application completed and submitted. Colleges like SCF and MTC have different deadlines/timelines – SCF typically in October/MTC typically in February of senior year.

HOW DO I TO APPLY TO COLLEGE?

Applications are online. Go to the college website, look for the “Admission/Apply” tab. First – and most important – **read the instructions!** Each application is different and each college may ask for different information.

HOW MANY COLLEGES SHOULD I APPLY TO?

Generally speaking, students interested in 4-year college/universities should apply to between 4-6 colleges. (Most students apply to more than 4 colleges to you). Why? Because you want to have options. The colleges/universities cannot accept all the students who apply.

Students interested in starting at a 2-year college (like SCF) or who are interested in technical colleges (like MTC) may decide to apply to just one or two of those types of schools. Again, it’s always good to have options.

WHAT ARE THE REQUIREMENTS TO BE ACCEPTED?

The requirements are different for each college. Students must research the schools they are interested in to see what is required – visit college websites, admission page. Requirements may include SAT/ACT test scores, transcripts, essay, information about extracurricular activities, etc. The packet of information you received in your U.S. History class had a list of the 12 public universities in Florida and their mid-range statistics on GPA, SAT and ACT scores for the students accepted last year. (a copy of the packet is posted on the College and Career Center page of the MHS website). These are not the requirements to be accepted but gives you an idea of past acceptance statistics. You can find this information for all colleges you might be considering.

Two-year colleges (like SCF) and technical colleges (like MTC) are different. Currently, the only requirement to be accepted is to graduate from high school with a standard diploma. There may be additional requirements for specific majors, like nursing or law enforcement, so do the research.

WHEN SHOULD I TAKE THE SAT/ACT?

Juniors should have taken or be taking them NOW. Most students take these tests 2-3 times.

College Terminology

- * **Early Action/Early Decision**
- * **Rolling Admission**
- * **Priority deadline**
- * **SSAR**



Essay

- * A way for the colleges to know you better
- * Make it personal
 - * Reveal your uniqueness, passions, what drives you
- * Be authentic – tell a story that's really about you, not what you think the admissions office wants to hear

Resume

- * All activities in high school – clubs, sports, work, community service, honors, awards
 - * Sample resume was included in the packet you received in US History classes
- * Indicate number of hours per week/ month and highlight any leadership roles

Quality vs Quantity

- * Create in a Word Doc so you can add/edit as needed

Awards/Recognitions

- * National Honor Society membership
- * Selected for Boys State/Girls State
- * Selected for Junior Leadership Manatee
- * Won an award at the state science fair

Less impressive for college admission:

“Solicited” or “Nominated” but must pay to join

- * NSHSS
- * No college admissions-related benefit to joining

Financial Aid

- * Costs vary among colleges/types of colleges
- * There are sources of financial aid to assist students and families
- * Most applications will be completed Senior year, but it's important you have the information now



Cost of Attendance

- * When researching colleges, check the cost of attendance
 - * Tuition
 - * But also fees, housing, meals, books, personal expenses
- * All information/estimated cost of attendance available on the college websites
- * Remember – this is before financial aid



Financial Aid

- * **FAFSA** - Free Application for Federal Student Aid– need-based, completed **October** of senior year
- * **State Aid – Florida Financial Aid Application**
 - * Includes Florida Bright Futures and other state grants
 - * Make sure you are on track to meet the requirements
- * **Institutional Aid** – from the colleges
- * **Private Scholarships** – from national and local organizations

Community Service/Work Hours

- * Required for **Florida Bright Futures Scholarships**
- * NEW – paid work hours can be used to meet this requirement
- * Follow the procedures!
- * Procedures and forms are on the Guidance page of the MHS website

Parts of the application you can work on **now**

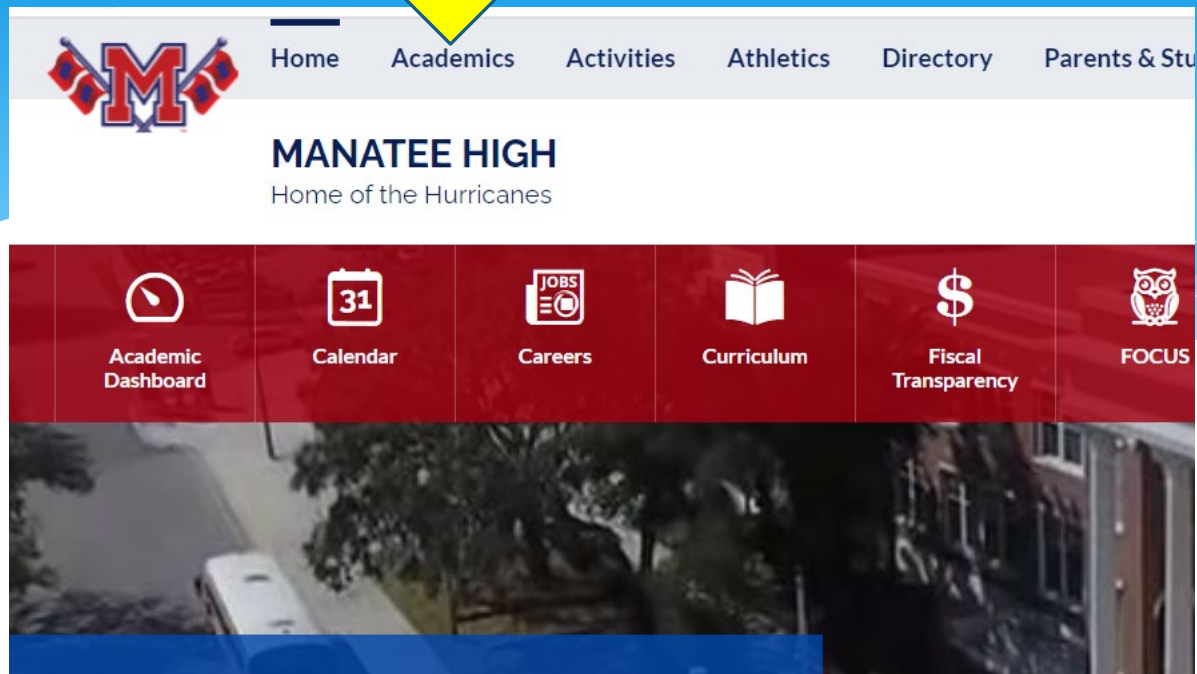


- * Senior year class selection
- * Researching and visiting colleges
 - * Make a list of colleges that are a good fit for you
 - * Know requirements and deadlines
- * Take/retake the SAT and ACT
- * Resume
- * College Essay

Stay Informed

- * **MHS Website**
- * **MHS e-Newsletter**
- * **Class of 2025 Schoology page**





[Home](#) > [Academics Directory](#)

Academics Directory

C

- [Career & Technical Education/Academies](#)
- [College and Career Center](#)
- [College Preparatory Academy](#)

- [Curriculum](#)


G

- [Guidance](#)

M

- [Macohi - MHS Student Newspaper](#)

College Information Night for Juniors



**KEEP
CALM
AND
APPLY TO
COLLEGE**